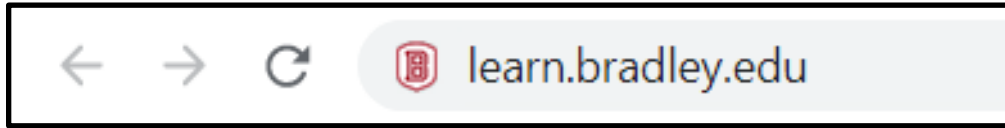




Accessing Starting Off (Students)

- Canvas/Learn is Bradley University's Learning Management System (LMS) that hosts "Starting Off."
- "Starting Off" has a wealth of information organized in one central location that can be accessed prior to, during and after your Orientation session. The sections you will want to read through once available include:
 - Orientation Checklist
 - Introduction
 - Academics
 - Student Services
 - Finances & Billing
 - Campus Life
- We are in the process of updating information from 2022 and will continue adding new content between now and early June.
- **To take the Math Placement Assessment you will need to access "Starting Off". Please see the steps below with screenshots.**

Step #1: Go to learn.bradley.edu



Step #2: Sign in with your BUnetID for your Username and the password you recently created. If you do not remember your password, go to mybu.bradley.edu and reset your password.

A screenshot of the Bradley University login page. At the top, the Bradley University logo (a red shield with a white 'B') is followed by the text "BRADLEY University" in a red serif font. Below this is a white login form with a light gray border. The form contains two input fields: "BUnetID" and "Password". Below the "Password" field are two checkboxes: "Do not remember BUnetID" and "Clear prior granting of permission for release of your information to this service.". A prominent red "Login" button is centered below the checkboxes. At the bottom left of the form, there are two red square bullet points: "Forgot your password?" and "Need Help?".

Step #3: You can select the second option and click Accept.



Information Release

You are about to access the service:

learn.bradley.edu

Information to be Provided to Service

canvasEmail

kseaman@bradley.edu

givenName

Kaitlin

schacHomeOrganization

bradley.edu

sn

Seaman

uid

kseaman

The information above would be shared with the service if you proceed. Do you agree to release this information to the service every time you access it?

Select an information release consent duration:

Ask me again at next login

I agree to send my information this time.

Ask me again if information to be provided to this service changes

I agree that the same information will be sent automatically to this service in the future.

Do not ask me again

I agree that **all** of my information will be released to **any** service.

Accept


Reject

This setting can be revoked at any time with the checkbox on the login page.

Step #4: Once you log in, you should be taken to the Learn dashboard. Feel free to take the tour if you wish, otherwise, just click the X.

The screenshot displays the Canvas dashboard interface. On the left is a red navigation sidebar with icons for Account, Dashboard, Courses, Calendar, Inbox, History, and Help & Training. The main content area is titled 'Dashboard' and features three course cards: 'BRADLEY University THIS COURSE IS HOSTED IN SAKAI', 'Introduction to Canvas Student Tutorial', and 'MTH_420_01_20FA - Introd to An...'. A large white modal window is overlaid on the dashboard, containing a 'Hello, Matt Gibson!' greeting, a list of three quick tips, a yellow star icon, and two buttons: 'Not Now' and 'Start Tour'. A mouse cursor is visible near the bottom right of the modal.


Step #5: Once you are on the Dashboard, click the Starting Off Fall 2023 course.



Step #6: You will see the Bradley Math Placement link at the bottom of the page. Click it to access the Math Assessment starting March 10th.

Recent Announcements


Starting Off Fall 2023



Welcome to the online orientation experience designed for new first-year and new transfer students! Below you will see a variety of boxes that contain valuable information for you to review. To get started, please click on the Checklist Box. Next, all first-year students, and some transfer students, will need to take the math assessment. Below the information buttons, you will see the "Bradley Math Placement" link. Please click on this if needed, and then you can review the Introduction and the Academics section. These can be viewed at any time. The remaining sections will be updated closer to **June 1**, so please check back soon. If you have any questions or concerns, contact us at

Checklist	Introduction	Academics
Student Services	Campus Life	Finances/Billing

[Bradley Math Placement](#) [Student Support](#)



Step #7: Log into the ALEKS math assessment with your BUnetID and Password.



Login to ALEKS



ALEKS is an artificially intelligent assessment and learning system founded on groundbreaking research in mathematical cognitive science.

BUnetID

Password

- Do not remember BUnetID
- Clear prior granting of permission for release of your information to this service.

- [Forgot your password?](#)

Step #8: Please agree to the ALEKS terms of use and select continue.

ALEKS

User Agreement

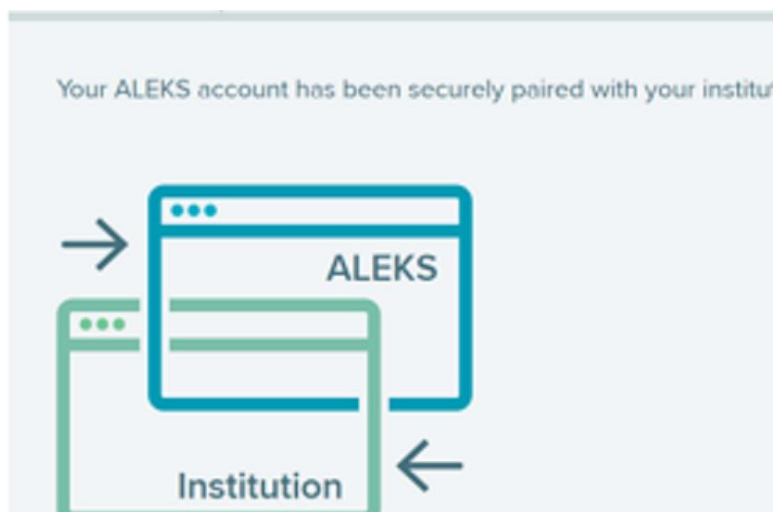
Review and Accept Terms of Use

I agree to the [Terms of Use](#)

Cancel Continue

© 2021 McGraw-Hill Education. All Rights Reserved. [Terms of Use](#) | [Privacy](#)

Step #9: ALEKS will confirm that your account has been securely paired with Bradley University. Select continue to move into the assessment.



Step #10: If you have any technical difficulties with the math assessment, please use the link to the Bradley Service Desk [here](#).

After a student completes their math placement assessment, the student will automatically be placed into a Prep and Learning Module. **Students can return to their Prep and Learning Module through the math placement link.** Students are strongly encouraged to continue to review math topics in their module. Students who are not satisfied with their math assessment cut-score have the option to retake the assessment (up to two additional times) after the required 48-hour cool-down period and 10 hours in their Prep and Learning module is met.

All students are required to take the math assessment.